

香港交易及結算所有限公司及香港聯合交易所有限公司對本公告的內容概不負責，對其準確性或完整性亦不發表任何聲明，並明確表示，概不對因本公告全部或任何部分內容而產生或因依賴該等內容而引致的任何損失承擔任何責任。



**福萊特玻璃集團股份有限公司**

**Flat Glass Group Co., Ltd.**

(於中華人民共和國註冊成立的股份有限公司)

(股份代號：6865)

### 海外監管公告

本公告乃由福萊特玻璃集團股份有限公司(「本公司」)根據香港聯合交易所有限公司證券上市規則第13.10B條作出。

以下為本公司於上海證券交易所網站刊登之《福萊特玻璃集團股份有限公司公開發行A股可轉換公司債券上市公告書》，僅供參閱。

承董事會命

福萊特玻璃集團股份有限公司

董事長

阮洪良

中國浙江省嘉興市，二零二二年六月八日

601865



1999

A



“ ” “ ” “ ” “ ”

”

\*

/

\*

\*

A

A

113059

A

400,000

4,000

A

400,000

4,000

A

A

2022 6 13

A

2022 5 20

2028 5 19

A

2022 11 28

2028 5 19

A

A

A

A

A

“ ”

A

AA

“ ”

A

AA



	Flat Glass Group Co., Ltd

1998 6 17

1998 187

1998 6 17

51

1			6.00	11.76%
2			5.00	9.80%
3			5.00	9.80%
4			4.00	7.84%
5			4.00	7.84%
6			4.00	7.84%
7			4.00	7.84%
8			4.00	7.84%
9			4.00	7.84%
10			4.00	7.84%
11			4.00	7.84%
12			1.50	2.94%

13

6,840.19

10

2011 6 8

2011 3006

2005 11 11

6,840

160

160

7,000.19

7,000

7,000

0.19

2005 11 16

[2005]922

2005 12 12

[2005]88

2005 12 13

**H**

2015 5 18

H

H

¢

13		150.00	0.44%	600.00	0.33%
14		150.00	0.44%	600.00	0.33%
15		120.00	0.36%	480.00	0.27%
16		90.00	0.27%	360.00	0.20%
17		30.00	0.09%	120.00	0.07%
18		-	-	45,000.00	25.00%

	600,000,000	30.77%
	150,000,000	7.69%

- -

	<b>790,980,000</b>	<b>40.47%</b>
A	340,980,000	17.45%
H	450,000,000	23.02%
	<b>1,954,600,000</b>	<b>100.00%</b>

2                    2020                    A

[2020]2648

A                    84,545,147                    0.25                    29.57

2,499,999,996.79

16,918,053.10

2,483,081,943.69

2021    1    7

21    00008

2021    1

18

2021    1    19

84,545,147

2020                    A

	<b>1,248,165,147.00</b>	<b>58.50%</b>
	-	-
	6,038,900.00	0.28%
	1,220,144,510.00	57.19%
	56,524,510.00	2.65%
	1,163,620,000.00	54.54%
	21,981,737.00	1.03%
	21,981,737.00	1.03%
	-	-
	<b>885,475,718.00</b>	<b>41.50%</b>

<b>3</b>	<b>A</b>	<b>2020</b>		
			[2020]294	
				2020 5 27
1,450	A			100
14.50				1,450,000,000.00
			8578,301.90	
1,441,421,698.10				2020 6 2
				20 00225
				A
			“ ”	2020 12 3
A				

	21,981,737.00	1.02%
	-	-
	<b>898,028,107.00</b>	<b>41.84%</b>
A	448,028,107.00	20.88%
H	450,000,000.00	20.97%
	<b>2,146,193,254.00</b>	<b>100.00%</b>

4

A

2021 5 25

A

2021 5 25

14.23 /

3

70 A

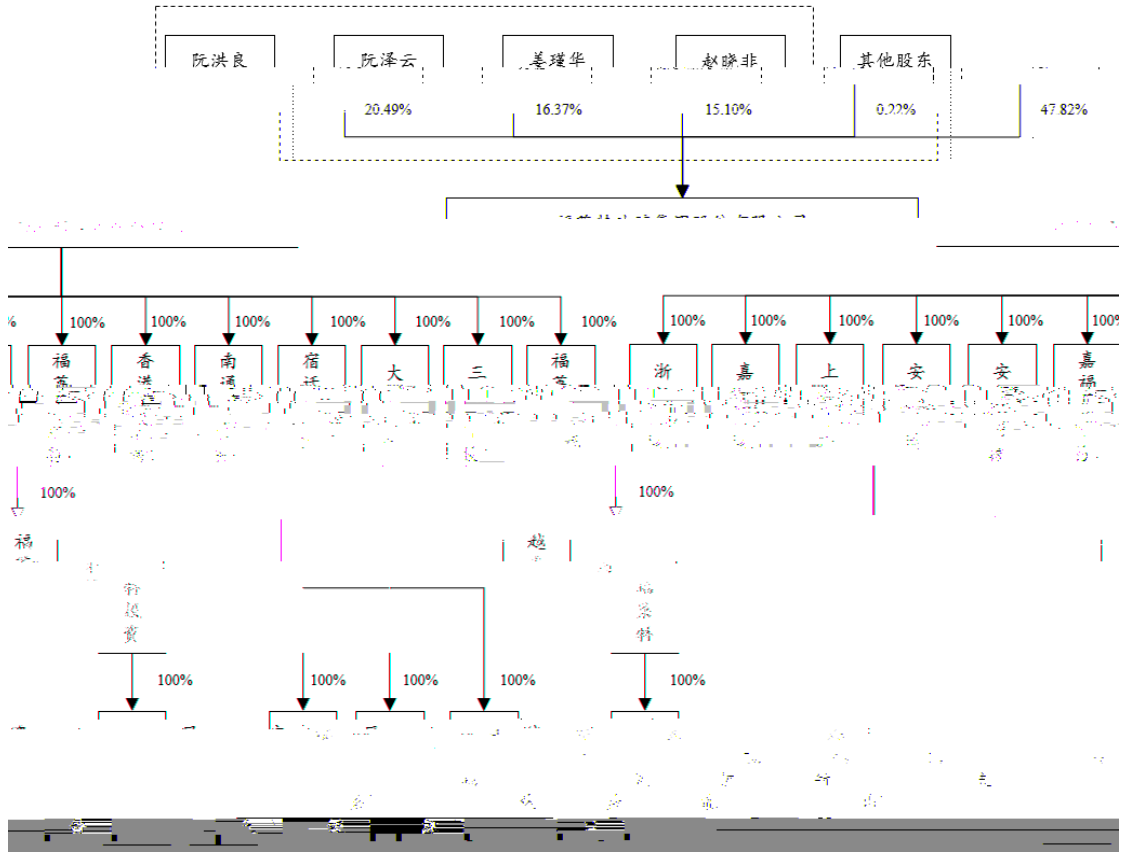
3

700,000

		1%
		5%
		9%

				%	
4			324,081,600	15.10%	-
5			46,801,800	2.18%	-
6			31,201,200	1.45%	-
7			31,201,200	1.45%	-
8			22,361,791	1.04%	-
9			21,060,298	0.98%	-

10



“

” “

” “

”

2019	2020	2021	2022	1-3	78.80%
83.98%	82.11%	89.21%			

--	--	--



2

1



2013

	2015	EVA
	2015	
	2016	
	2016	
2018-2020	2018	”
2018	2018	2018 2018
	2018	“ ”
	2019	





2014	2014	

2020

10

60%

2016

Low-E

		/
	12	”

2021

	T/ZBH 008-2019	
	GB/T 37830-2019	
	GB/T 37784-2019	
	JC/T 1079-2020	
	GB/T 28804-2012	
	GB/T 23148-2008	

1

1

20 70

1973

1978

1,000KW

1974

“

”

1992

“

”

21

1993

“

”

1997

“

”

21

2016 11

2

1.5

Energy&Climate Intelligence

130

“

”

“

”

10

90%

10

0.362

3.9



170 2020  
124.6GW 26.4%

2012 9

14

10 15

500MW 31

15GW “ ”

10GW 50% 2013 7 4

2013-2015

10GW 2015 35GW

100 1,000

2016 12 8 “

” 2020 1.05

50% “ ” 2020 12

2030 2060

2030 2005

65% 25%

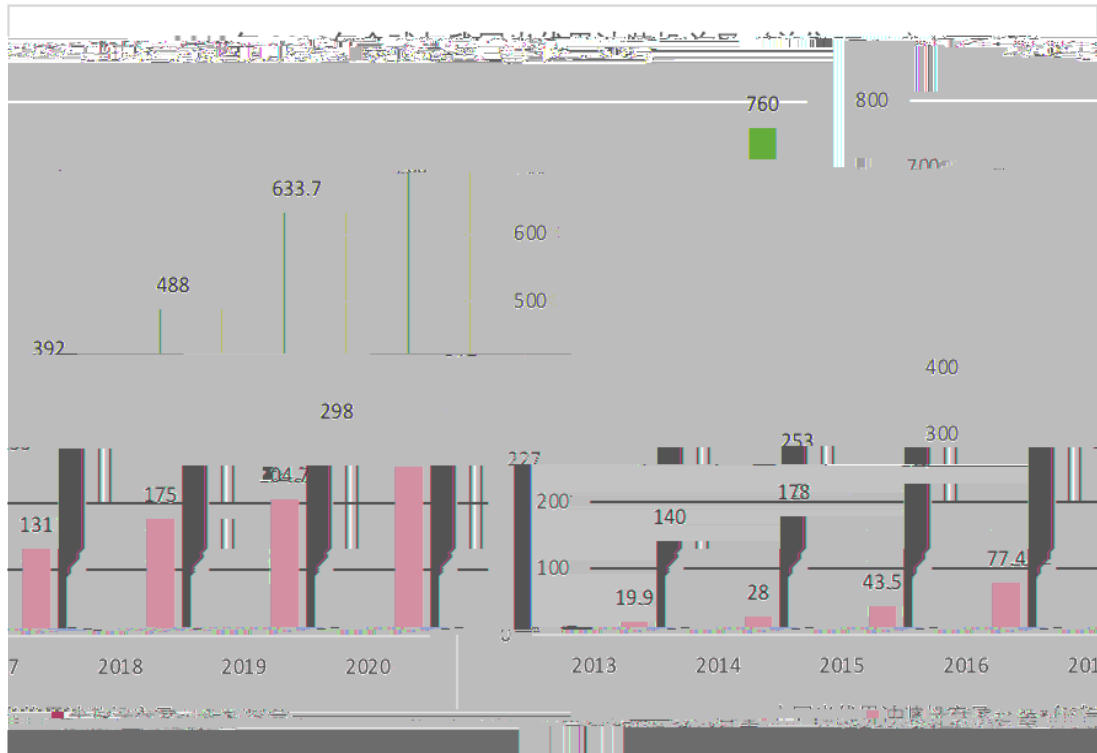
12

Wind 21

IEA 2013

2013 19.9GW 2020

253GW



Wind

21

IEA

2020

2020

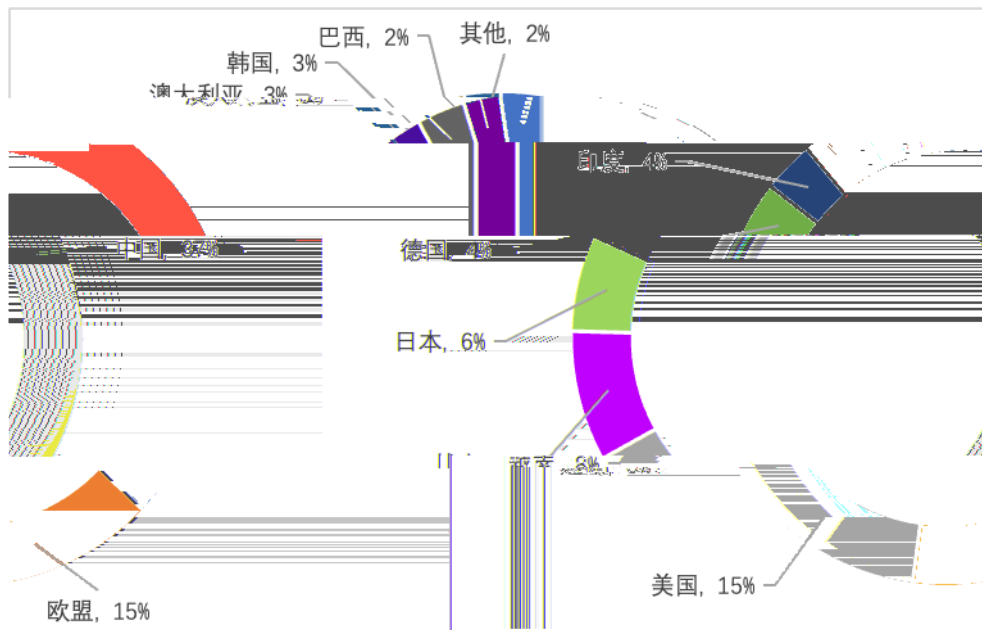
48.2GW

60.1%

37% 2020

2020

10



2021

“ ”

“ ”

CPIA

2021

55GW “ ”

70-90GW

**2**

1

\$

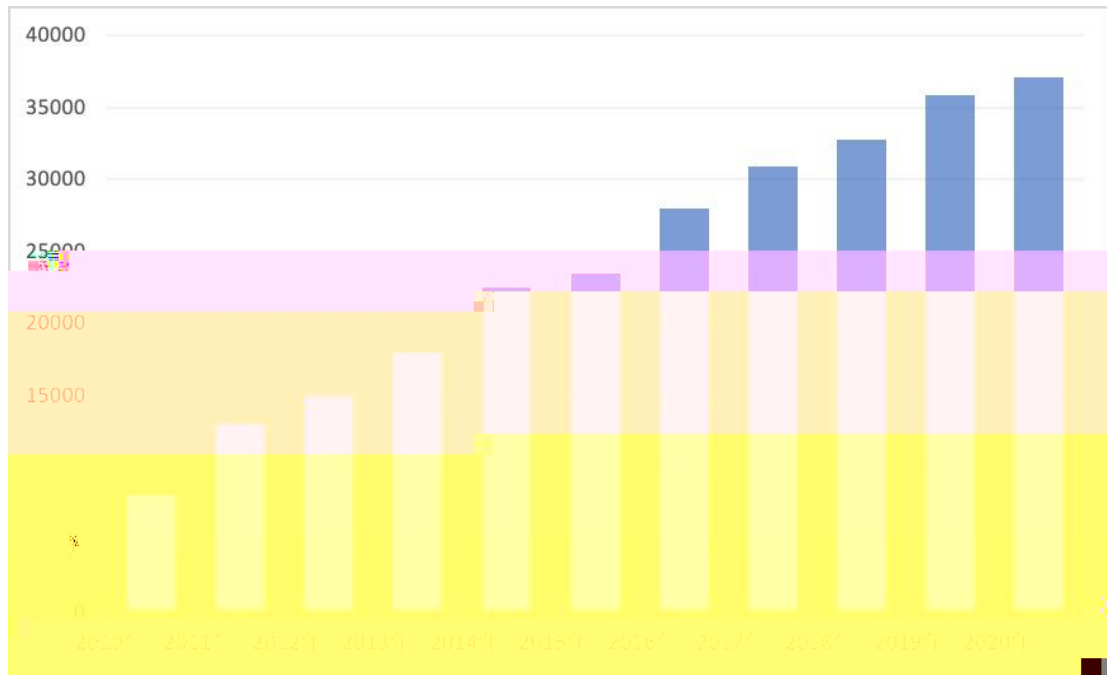


2021 2022

29,990t/d 46,634t/d

2010-2020

t/d



**1**

60%

**1**

1

3% 4%

24

2

3

4

2

**1**

91.5%

2%

**2**

Low-E

**1**

2010

**2**

300

**1**

1,000

100

2018

2018

2018

& GIBSON

2019

1

1  
2015 8  
“ 70071980 ” 71.40% “ 70071980 ”  
12.80% 67.10%  
17.10%  
2020 7 23  
5  
71.40% 12.80%  
67.10% 17.10%  
2  
2017 6  
90.5% 4.2 0.2  
7007190  
136.21 /  
2021 6 7  
90.5% 4.2 1,500

2021 9 8

3  
 2018 2018  
 9 2018 9 24 2,000  
 10% 2019 5 2,000 25%  
 2,000  
 2019 6  
 “201” 25%  
 4

	2022 1-3	2021	2020	2019
	662.07	1,049.82	40.50	7.53
	6,552.74	21,318.01	2,376.94	8,663.85
	4,848.21	23,329.59	11,155.43	15,300.30
	<b>12,063.01</b>	<b>45,697.42</b>	<b>13,572.86</b>	<b>23,971.68</b>
	350,890.08	871,322.81	626,041.78	480,680.40
	3.44%	5.24%	2.17%	4.99%

2019 6

USTR

“201”

25

“ ”

“ ”

“ ”

2

90%

2006

2010

“ ”

**1**

2006

2008

SPF

SPF

170

**2**

GB/T 34328-2017

1

GB/T 30984.1-2015

GB 30252-2013

JC/T 2170-2013

GB/T 34561-2017

GB/T 34613-2017

GB/T 34614-2017

GB/T37240-2018

T/ZZB 0305-2018

1

480,680.40

626,041.78

871,322.81

2

3

**3**

2005

1

2

3

5

ISO9001

ISO14001

3C

AS/NZS 2208:1996

ANSI Z97.1-2015

EN 12150-1:2015

SPF

SGS

ROHS

SVHC

“ ”

2008

“ ” 2010

6

				2011	2013			
HK.0968	2020 434.23	2020 123.55 99.92		TCO	9,800 AR			2020
SZ.000012	2020 178.83	2020 89.74		1984	1992			
						—	—	—
SZ.002623	2020 40.54	2020 18.03 15.10		2006	2011			
						“	”	“
						”	“	”
						“	”	“
						“	2	8
						“	2011	” 16

--	--	--	--

		2020	25.19
HK.00438	2020 49.84	2020	17.91



---

7	527,070	%
---	---------	---

23,078,799.67

3,976,921,200.33

22 00231

2021 6 16

A

2021 8 20

2021

2021

A

2021

H

A

2022 3 14

A

“ ”

2022 3 30

[2022]664

40 A

6

2

A

3

400,000

4

4,000

5

100 /

6

A

400,000

397,692.12

7

A

400,000

400,000

1	75	239,312.70	194,500.00
2		66,515.96	65,800.00
3	1,500	20,697.75	19,700.00
4		120,000.00	120,000.00
		446,526.41	400,000.00

8

	350681066411
	364981073081
	383181075327
	354581064043
	1204060029000139116
	8110801013502453544

**A**

**1**

A

A

**2**

40.00

400

4,000

**3**

A

100

**4**

A



7

	A					2022	5	26
T+4	6					2028	5	19
	2022	11	28	2028	5			



=A

/

**12**

1

A

2

2022 5 19 T-1  
A A

A

2

A

2022 5

19 T-1

A

15 A

2022 5 19 T-1

A

A

2022 5 19

T-1

2.357

1,000 /  
0.002357

1 10

A

1

1

A

A

A

“ ”

A

A

T

A

16

400,000

1	75	239,312.70	194,500.00
2		66,515.96	65,800.00
3	1,500	20,697.75	19,700.00
4		120,000.00	120,000.00
		<b>446,526.41</b>	<b>400,000.00</b>

A



6

7

A

A

AA

“ ” A

AA

A

A

“ 20201294 ”

2020 5 27

1,450

A

100

14.50

6

2020

12

23

“

”

“

”

“

”

“

”

2021

1

29

1,447,297,000

“

”

“

”

99.81%

2021

2

1

“

”

113035

“

”

191035

A

A

AA

AA

	2022	2021	2020	2019
		1.04	1.44	1.67





2022 1-3

2021





1

A

1

2

A

3


A

4

©



A



联席主承销商：中国国际金融股份有限公司